

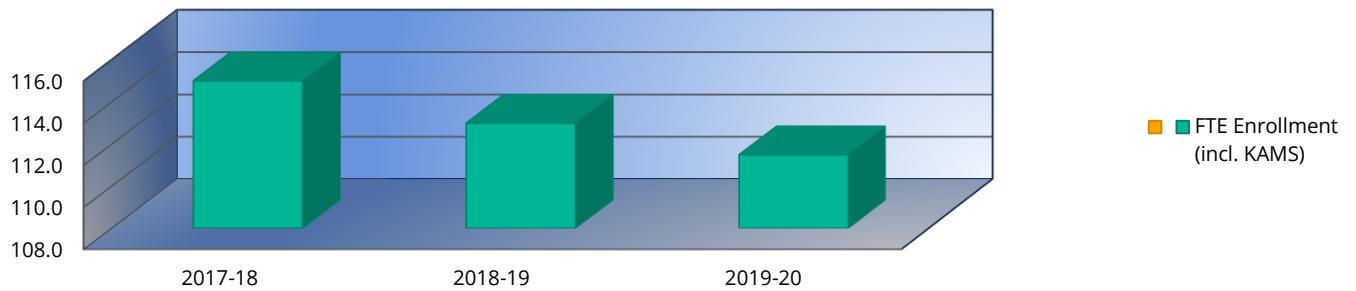
Financial Accountability Report

USD #: D0217
 USD Name: Rolla
 County Name: Morton
 School Year: 2020



Full Time Equivalency (FTE) Enrollment*

	2017-18	2018-19	2019-20 Budgeted
FTE Enrollment (incl. KAMS)	115.0	113.0	111.5
Virtual FTE Enrollment	0.0	0.0	0.0
Total FTE Enrollment	115.0	113.0	111.5

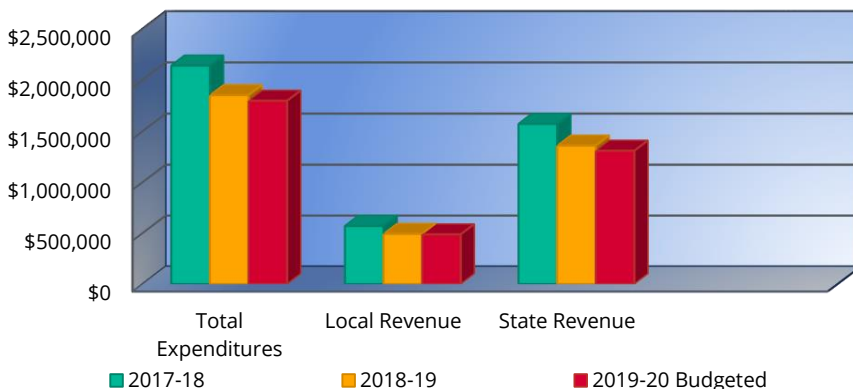


*Includes the 2/20 count.

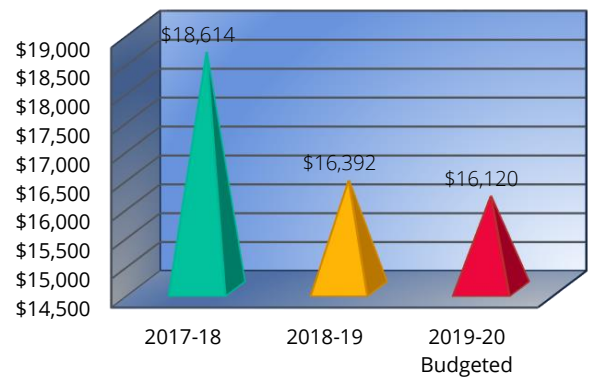
General & Supplemental General (06 & 08)

	2017-18	2018-19	2019-20 Budgeted
*Total Expenditures	\$2,140,607	\$1,852,258	\$1,797,416
Total Expenditures per Pupil	\$18,614	\$16,392	\$16,120
Local Revenue	\$569,654	\$492,700	\$487,772
State Revenue	\$1,570,953	\$1,359,558	\$1,309,644
Federal Revenue	\$0	\$0	\$0

Total Expenditures




Total Expenditures per Pupil



*Total Expenditures may not equal the sum of state, federal and local revenue. Typically this is a result of low assessed valuation and/or the large amount of federal property and federal impact aid in some districts.

Financial Accountability Report

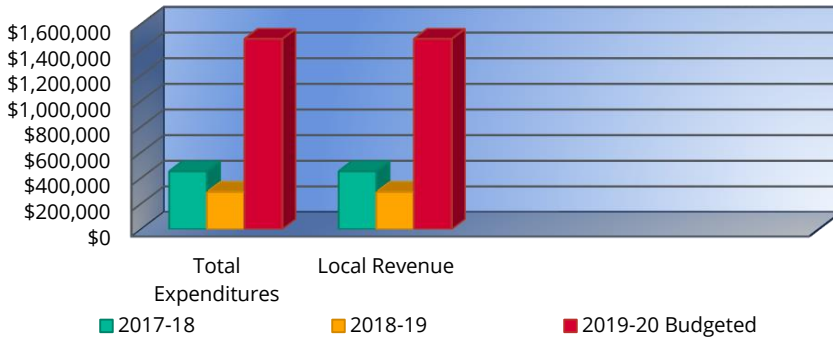
USD #: D0217
 USD Name: Rolla
 County Name: Morton
 School Year: 2020



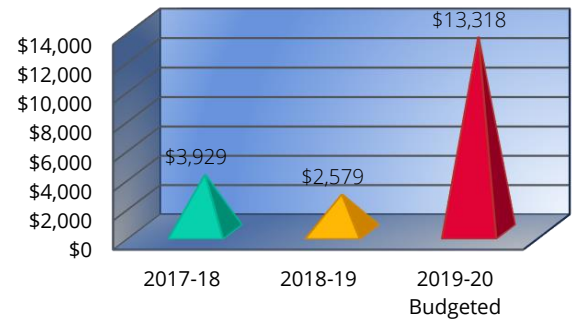
Capital Outlay (16)

	2017-18	2018-19	2019-20 Budgeted
*Total Expenditures	\$451,826	\$291,476	\$1,485,000
Total Expenditures per Pupil	\$3,929	\$2,579	\$13,318
Local Revenue	\$451,826	\$291,476	\$1,485,000
State Revenue	\$0	\$0	\$0
Federal Revenue	\$0	\$0	\$0

Total Expenditures



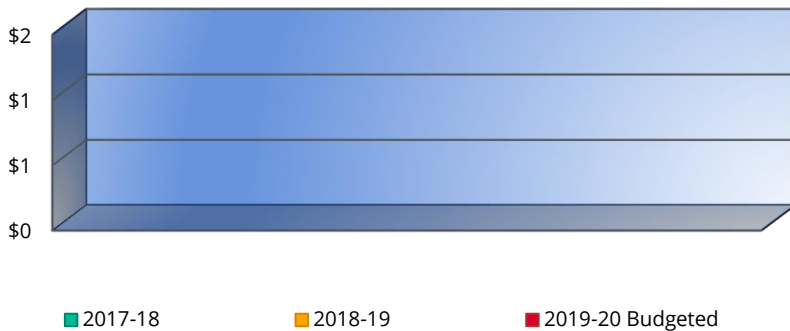
Total Expenditures per Pupil



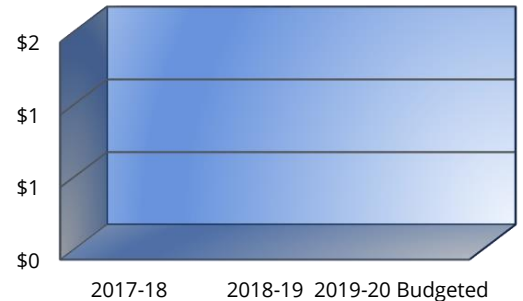
Bond & Interest (62 & 63)

	2017-18	2018-19	2019-20 Budgeted
*Total Expenditures	\$0	\$0	\$0
Total Expenditures per Pupil	\$0	\$0	\$0
Local Revenue	\$0	\$0	\$0
State Revenue	\$0	\$0	\$0
Federal Revenue	\$0	\$0	\$0

Total Expenditures




Total Expenditures per Pupil



*Total Expenditures may not equal the sum of state, federal and local revenue. Typically this is a result of low assessed valuation and/or the large amount of federal property and federal impact aid in some districts.

Financial Accountability Report

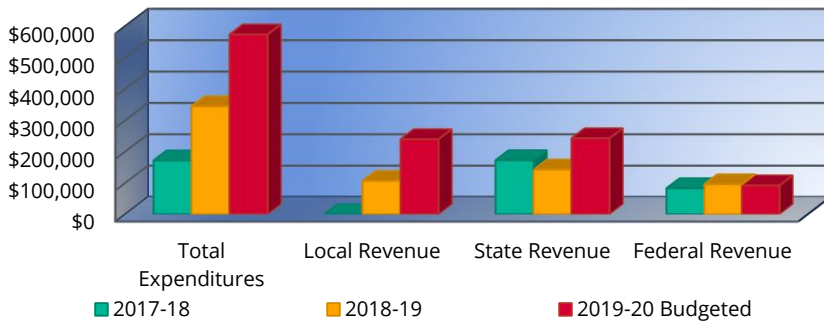
USD #: D0217
 USD Name: Rolla
 County Name: Morton
 School Year: 2020



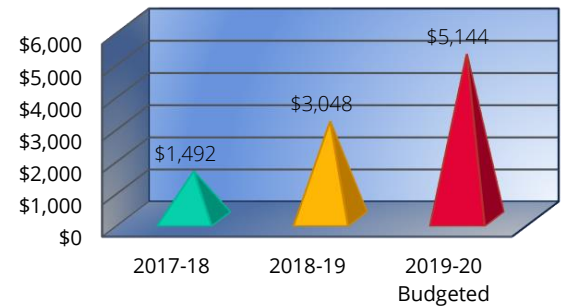
All Other Funds

	2017-18	2018-19	2019-20 Budgeted
*Total Expenditures	\$171,572	\$344,423	\$573,586
Total Expenditures per Pupil	\$1,492	\$3,048	\$5,144
Local Revenue	\$0	\$106,258	\$239,277
State Revenue	\$172,100	\$142,618	\$242,304
Federal Revenue	\$82,861	\$95,547	\$92,005

Total Expenditures



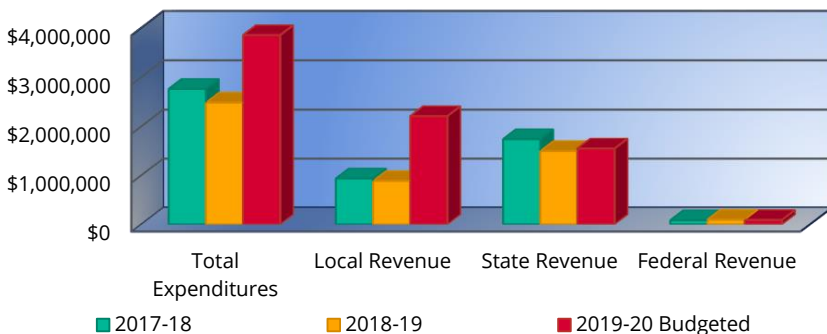
Total Expenditures per Pupil



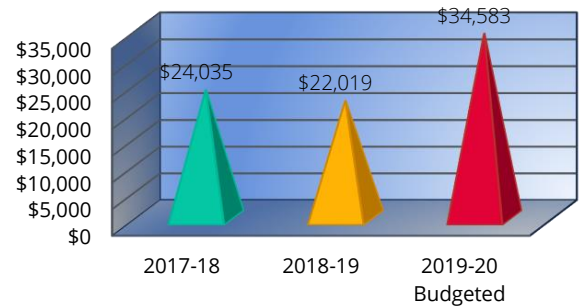
Total of All Funds

	2017-18	2018-19	2019-20 Budgeted
*Total Expenditures	\$2,764,005	\$2,488,157	\$3,856,002
Total Expenditures per Pupil	\$24,035	\$22,019	\$34,583
Local Revenue	\$938,091	\$890,434	\$2,212,049
State Revenue	\$1,743,053	\$1,502,176	\$1,551,948
Federal Revenue	\$82,861	\$95,547	\$92,005

Total Expenditures



Total Expenditures per Pupil




*Total Expenditures may not equal the sum of state, federal and local revenue. Typically this is a result of low assessed valuation and/or the large amount of federal property and federal impact aid in some districts.

Note: The scale for each chart will vary based on individual district's data.

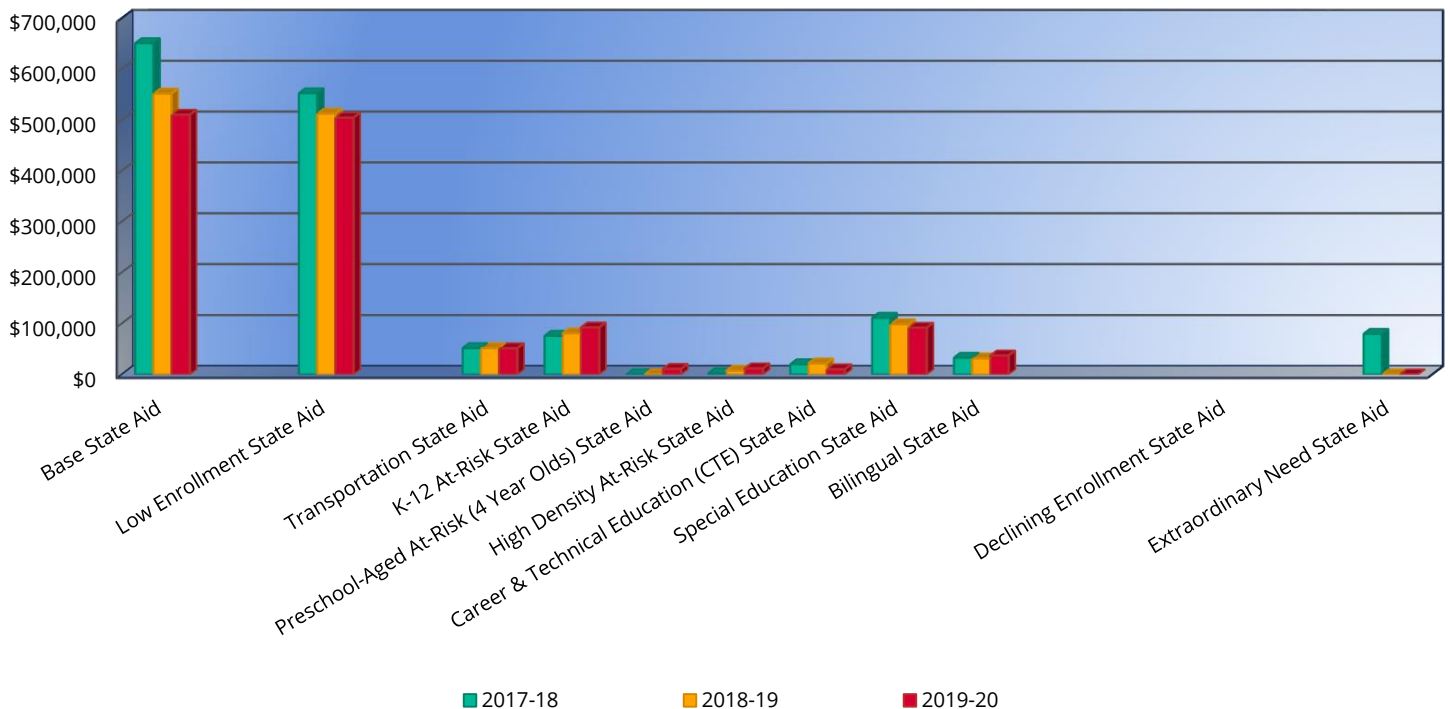
Financial Accountability Report

USD #: D0217
 USD Name: Rolla
 County Name: Morton
 School Year: 2020



State Aid


	2017-18	2018-19	2019-20 Budgeted
Base State Aid	\$650,975	\$551,863	\$510,140
High Enrollment State Aid	\$0	\$0	\$0
Low Enrollment State Aid	\$552,427	\$512,295	\$504,373
School Facilities State Aid	\$0	\$0	\$0
Transportation State Aid	\$51,677	\$51,646	\$51,458
K-12 At-Risk State Aid	\$75,713	\$80,801	\$92,269
Preschool-Aged At-Risk (4 Year Olds) State Aid	\$0	\$0	\$11,090
High Density At-Risk State Aid	\$2,404	\$7,497	\$11,977
Career & Technical Education (CTE) State Aid	\$20,030	\$21,658	\$10,203
Special Education State Aid	\$111,059	\$98,449	\$91,638
Bilingual State Aid	\$32,849	\$31,654	\$37,262
Ancillary State Aid	\$0	\$0	\$0
Cost of Living State Aid	\$0	\$0	\$0
Declining Enrollment State Aid	\$0	N/A	N/A
Virtual State Aid	\$0	\$0	\$0
Extraordinary Need State Aid	\$79,689	N/A	N/A



Note: The scale for each chart will vary based on individual district's data.

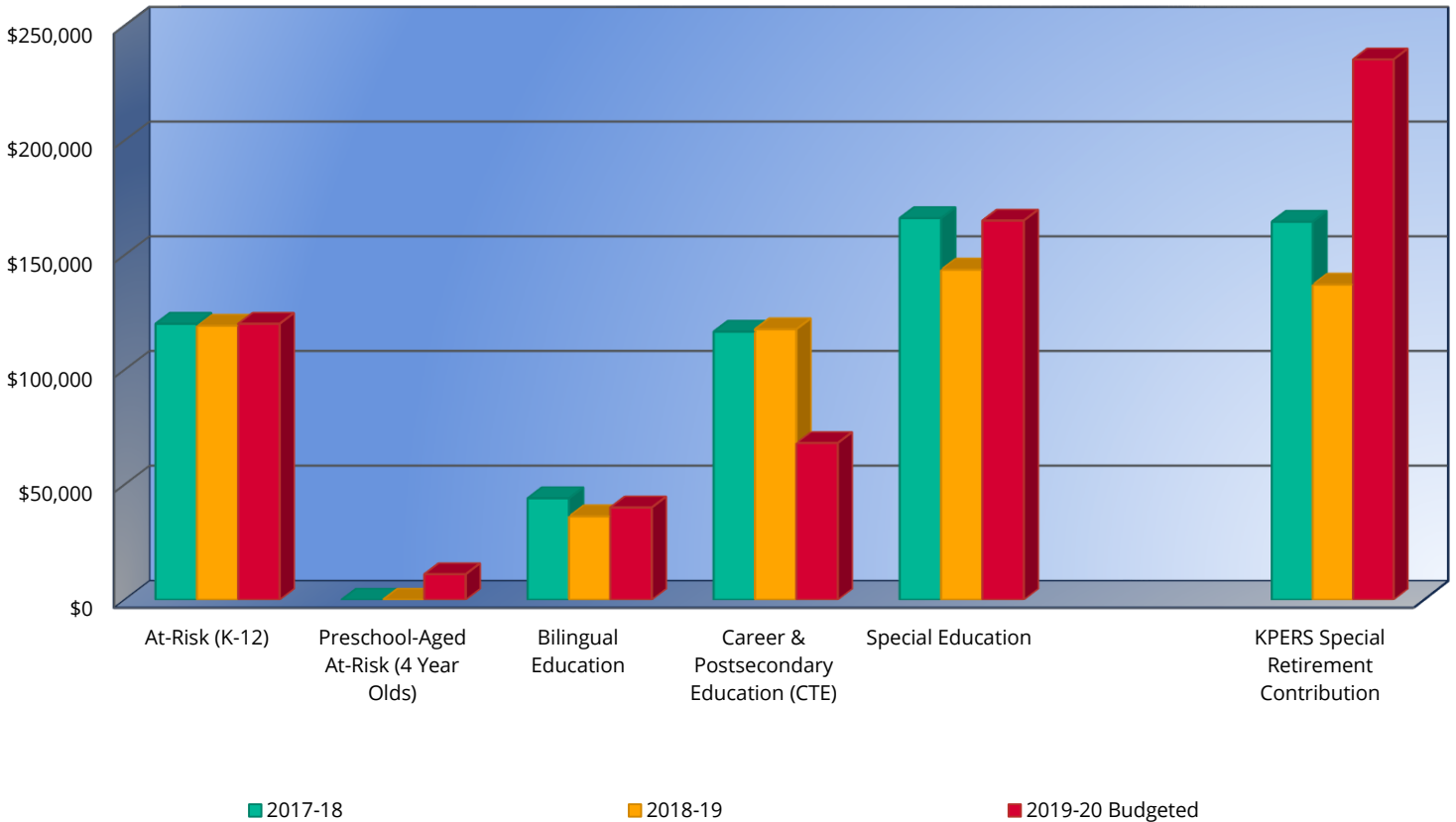
Financial Accountability Report

USD #: D0217
 USD Name: Rolla
 County Name: Morton
 School Year: 2020



Total Expenditures of Selected Funds


	2017-18	2018-19	2019-20 Budgeted
At-Risk (K-12) - 13	\$120,000	\$119,173	\$120,000
Preschool-Aged At-Risk (4 Year Olds) - 11	\$0	\$0	\$11,090
Bilingual Education - 14	\$44,000	\$36,207	\$40,000
Career & Postsecondary Education (CTE) - 34	\$116,554	\$117,642	\$68,000
Special Education - 30	\$166,058	\$143,651	\$165,000
Virtual Education - 15	\$0	\$0	\$0
KPERS Special Retirement Contribution - 51	\$164,495	\$137,095	\$235,260



Note: The scale for each chart will vary based on individual district's data.

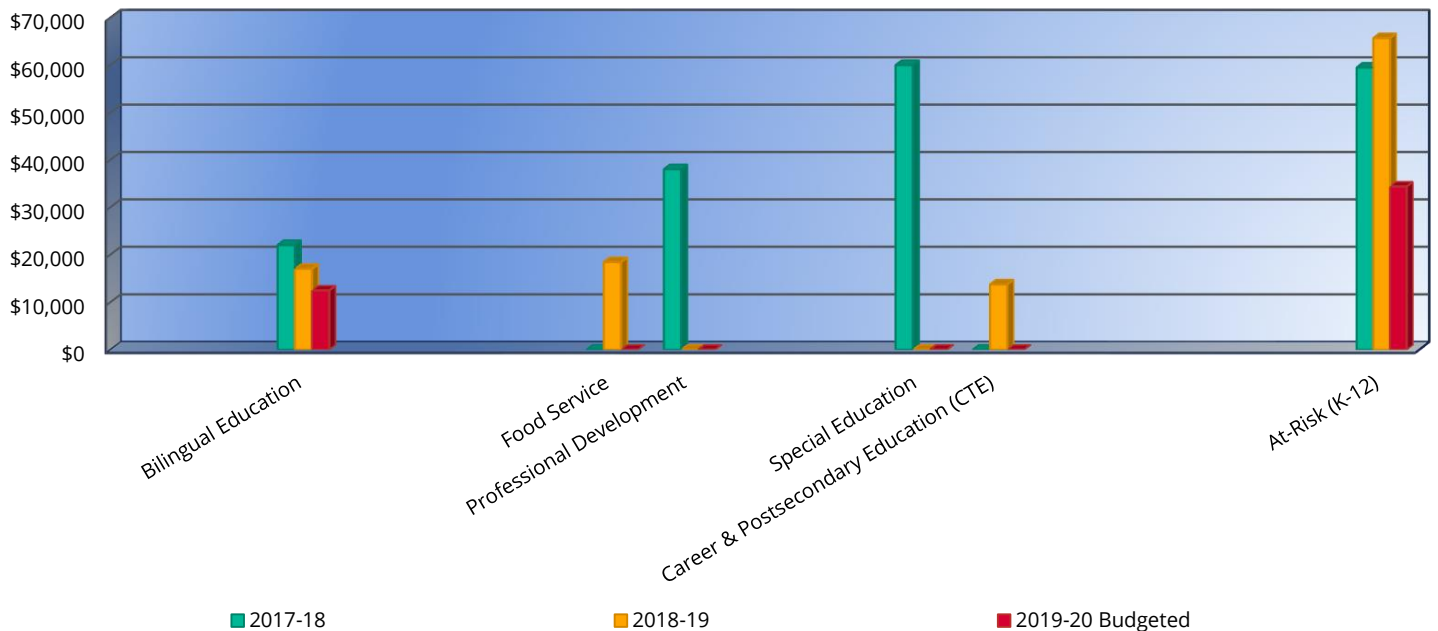
Financial Accountability Report

USD #: D0217
 USD Name: Rolla
 County Name: Morton
 School Year: 2020



Supplemental General (08) Transfers


	2017-18	2018-19	2019-20 Budgeted
Adult Education - 10	\$0	\$0	\$0
Adult Supplemental Education - 12	\$0	\$0	\$0
Bilingual Education - 14	\$22,000	\$17,000	\$12,447
Virtual Education - 15	\$0	\$0	\$0
Driver Training - 18	\$0	\$0	\$0
Extraordinary School Program - 22	\$0	\$0	\$0
Food Service - 24	\$0	\$18,411	\$0
Professional Development - 26	\$38,000	\$0	\$0
Parent Education Program - 28	\$0	\$0	\$0
Summer School - 29	\$0	\$0	\$0
Special Education - 30	\$60,000	\$0	\$0
Career & Postsecondary Education (CTE) - 34	\$0	\$13,717	\$0
Special Reserve Fund - 47	\$0	\$0	\$0
Special Liability Expense Fund - 42	\$0	\$0	\$0
Textbook & Student Material Revolving - 55	\$0	\$0	\$0
Preschool-Aged At-Risk (4 Year Olds) - 11	\$0	\$0	\$0
At-Risk (K-12) - 13	\$59,479	\$65,702	\$34,347



Note: The scale for each chart will vary based on individual district's data.

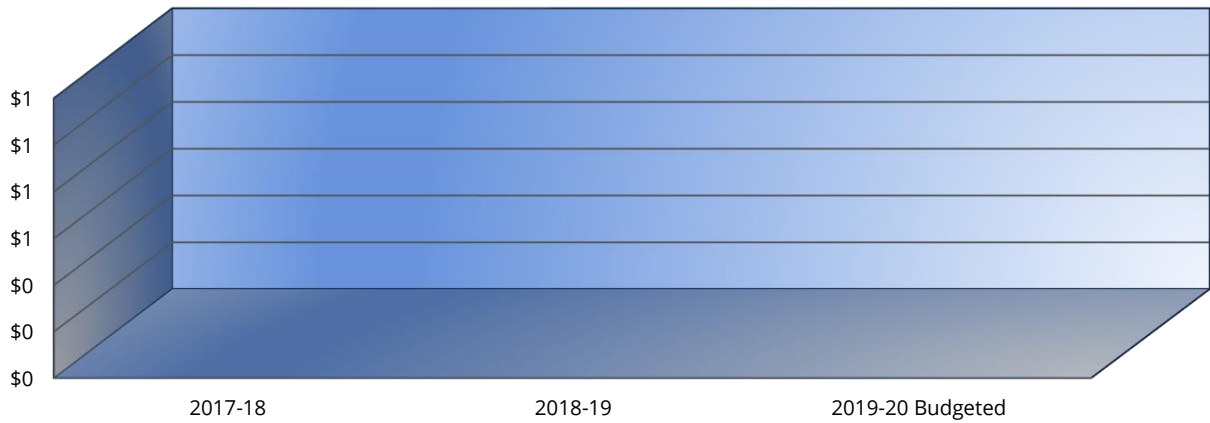
Financial Accountability Report

USD #: D0217
 USD Name: Rolla
 County Name: Morton
 School Year: 2020



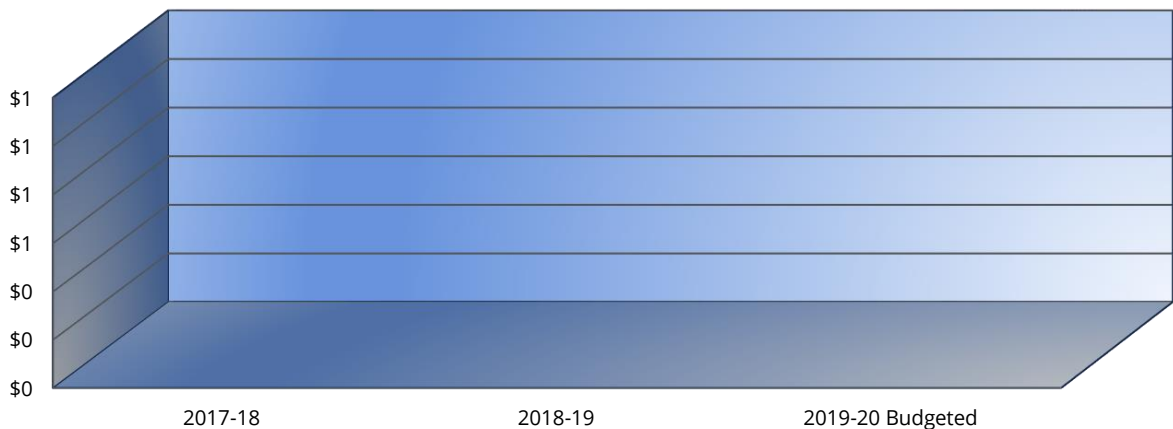
Article 6, Section 6 Constitutional Challenge

	2017-18	2018-19	2019-20 Budgeted
Total Expenditures	\$0	\$0	\$0
Aggregate Expenditures from 7/1/2010 to 6/30/2019	\$0		




General Obligation Bonded Indebtedness

	2017-18	2018-19	2019-20 Budgeted
Outstanding Principal (July 1)	\$0	\$0	\$0



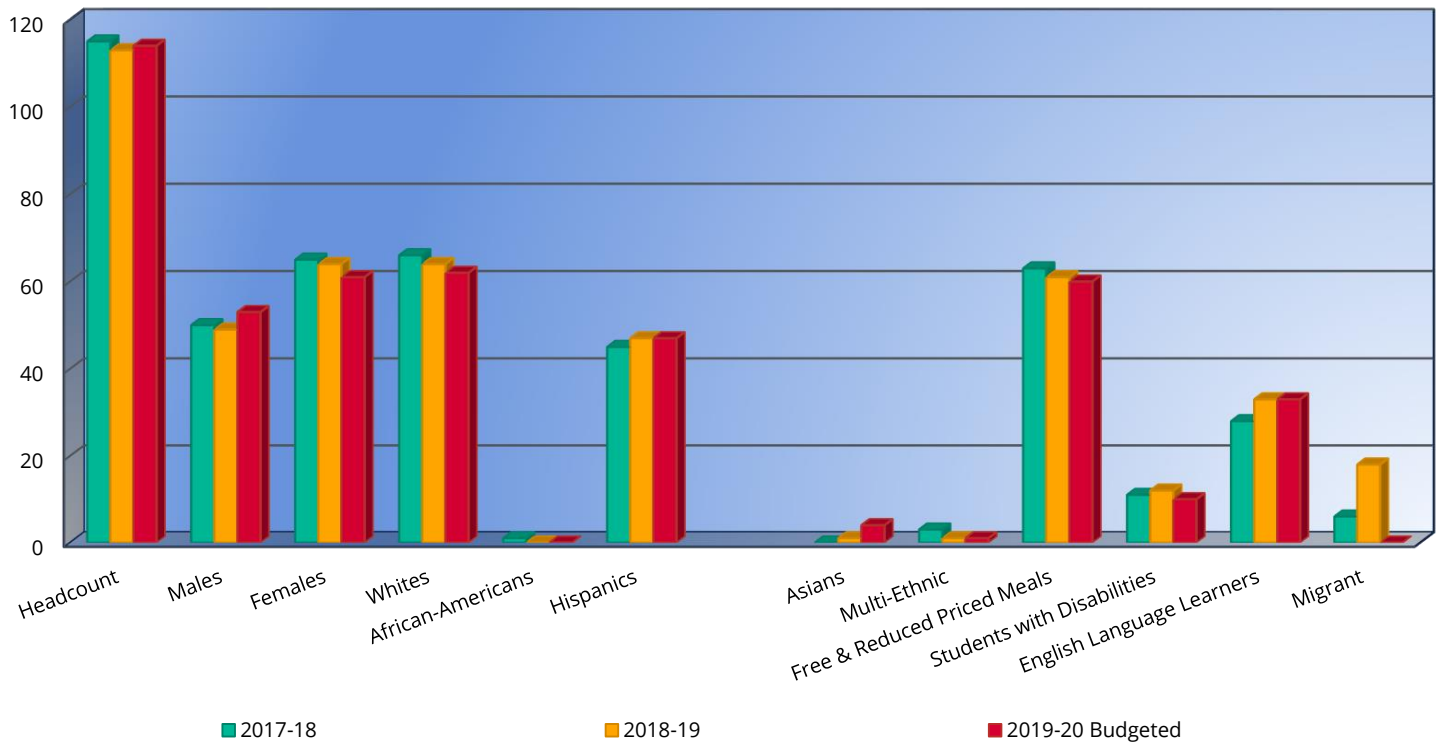
Financial Accountability Report

USD #: D0217
 USD Name: Rolla
 County Name: Morton
 School Year: 2020



Demographic Headcount¹

	2017-18	2018-19	2019-20 Budgeted
Headcount	115	113	114
Males	50	49	53
Females	65	64	61
Whites	66	64	62
African-Americans	1	0	0
Hispanics	45	47	47
American Indian or Alaska Natives	0	0	0
Asians	0	1	4
Multi-Ethnic	3	1	1
Free & Reduced Priced Meals	63	61	60
Students with Disabilities	11	12	10
English Language Learners	28	33	33
Migrant*	6	18	N/A



¹ Demographic Data is unaudited.

*Districts are in the process of submitting Migrant data for the current year.